

PowerSchool SIS Student and Parent Portals Quick Start Guide

Now that you have created your PowerSchool Parent Portal account:

- 1. Log in at evsc.powerschool.com with your username and password you created previously

With the PowerSchool Parent Portal you can:

- See final grades and attendance totals for the current term.
- View student's courses listed by term, including the grade, score and credit hours.
- View attendance grid for the current term
- Modify or set email preferences
- View documents uploaded by your student's school, including report cards, testing results, etc.,
- School Forms, including contact information, health information, etc.
- View announcements from your student's school.
- View student's current scheduled based on periods and days
- Modify your name, email, username and password, or add students to your account.
- View test results for your student.

PowerSchool SIS

Student and Parent Sign In

Sign In

Create Account

Username

Password

[Forgot Username or Password?](#)

Sign In

PowerSchool SIS

Kathryn Lacy

Navigation

Grades and Attendance

Grade History

Locker Information

Attendance History

Email Notification

Document Library

Teacher Comments

Forms

Student Reports

School Bulletin

Class Registration

My Schedule

School Information

Account Preferences

Test Score Display

Lunch Menu

District Code

RGKT

Download on the App Store

GET IT ON Google play

Grades and Attendance: Christensen, Kathryn D

Grades and Attendance

Standards Grades

Exp	Last Week					This Week					Course
	M	T	W	H	F	M	T	W	H	F	
1(A-B)										A	General Math Email Finton, Linda J - Rm: 120
2(A)											Intro to Art Email Russell, Chris C - Rm: 116
2(B)											Keyboarding Email Kook, Steve M - Rm: 211
3(A)											English 1
3(B)											
4(A)											

Legend

Attendance Code V=Vacation | F=F

PowerSchool Mobile

One app provides access for both students and parents! After installing the FREE PowerSchool Mobile app:

1. Enter the four-digit district code and the same username and password used for the Student and Parent Portals

2. Tap Sign In

PowerSchool

To sign in, we need to know your district.

DISTRICT CODE

R G K T

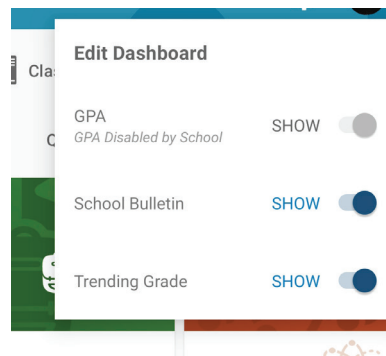
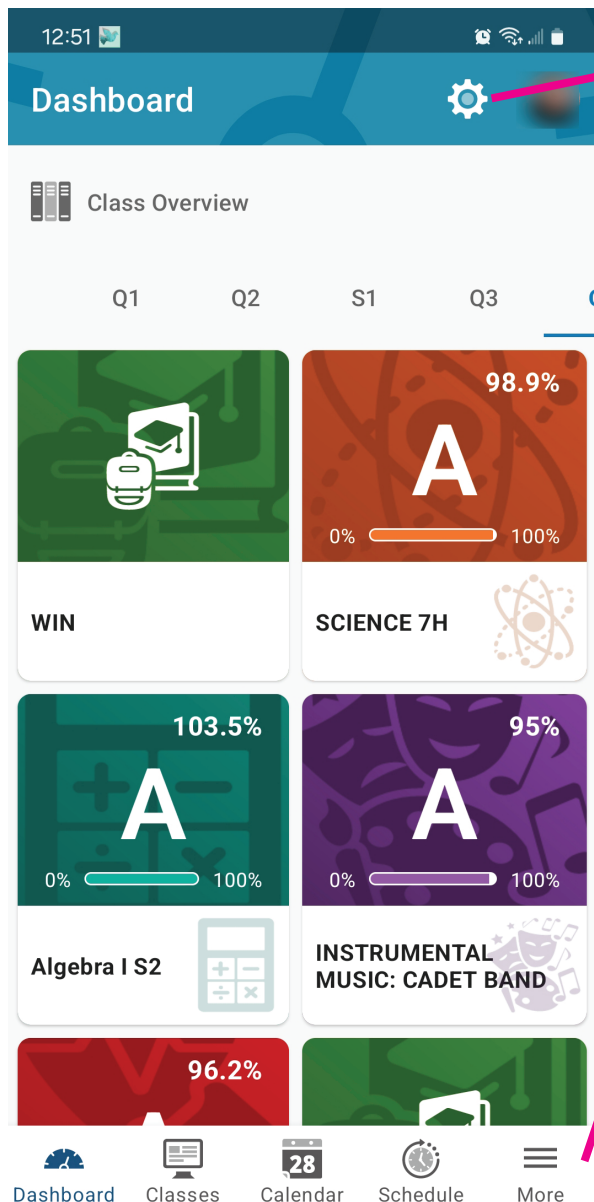
Continue

Where's My District Code?

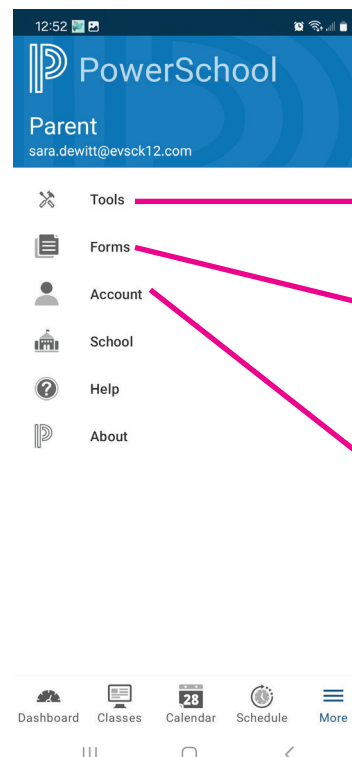
PowerSchool Mobile App Quick Guide

Now that you have created an account at evsc.powerschool.com, you can download the PowerSchool Parent Portal App.

1. In your app store, search for PowerSchool Parent Portal and install
2. Enter your district code - RGKT
3. If you are a parent/guardian, select I'm a Parent
4. Enter your username and password



Click to show the school bulletin at the bottom of the dashboard



See locker details and student ID number

Access student forms, including contact information and more.

Add/modify email notifications and mobile app push notifications for things like attendance, grades, school bulletin etc.